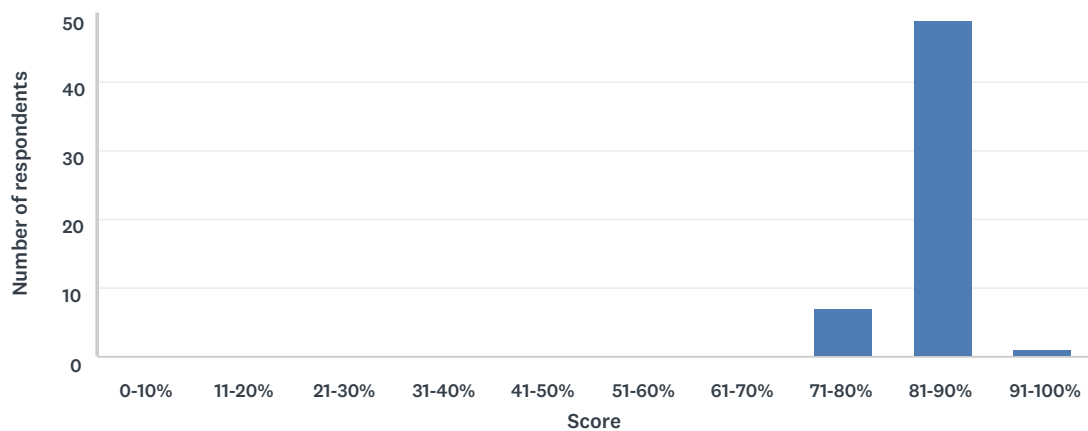


## Quiz Summary

AVERAGE SCORE  
83% • 23/28 PTS



### STATISTICS

Lowest Score	Median	Highest Score
79%	82%	93%

Mean: 83%

Standard Deviation: 3%

### Question Ranking

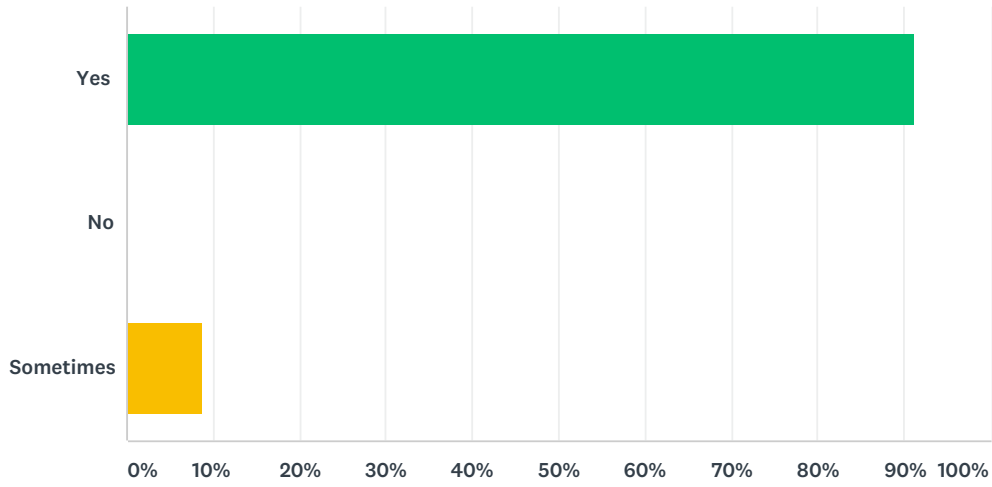
QUESTIONS (24)	DIFFICULTY	AVERAGE SCORE
<b>Q25</b> Is there anything else we could offer you?	1	33%
<b>Q24</b> Would you like to join our Parent Partnership group? (we all meet once a term in the evening to share ideas, arrange events, discuss child care policy and practice)	2	50%
<b>Q14</b> Do you feel we are supporting your child's Health?	3	86%
<b>Q15</b> Do you feel we are supporting your child's Communication Skills?	4	100%
<b>Q5</b> Do the team look calm and happy when you see them?	4	100%
<b>Q6</b> Are the team down on the children's level getting stuck in and having conversations when you come in?	4	100%
<b>Q8</b> Does the attitude of the staff and general ambience around the nursery meet your expectations?	4	100%
<b>Q20</b> Are you happy with the resources and toys that the children have access to?	4	100%
<b>Q21</b> Are you happy with the learning environment and the activities and interactions we provide?	4	100%
<b>Q2</b> Do you find the nursery clean and well maintained?	4	100%
<b>Q4</b> Are the team welcoming to you and your child?	4	100%
<b>Q12</b> Do you receive our newsletters and updates?	4	100%
<b>Q17</b> Do you feel we are supporting your child's Physical Development?	4	100%
<b>Q19</b> Do you feel we support your child's individual needs and interests?	4	100%
<b>Q9</b> Do you feel you are given enough information about your child's progress?	4	100%
<b>Q1</b> Are you happy with the service you receive?	4	100%

## Parent Survey 2018

<b>Q10</b> Do you feel that communication between the nursery and home keeps you adequately informed on your child's interests?	4	100%
<b>Q7</b> Are you able or would you go to staff for help and support?	4	100%
<b>Q11</b> Do you feel well informed about nursery events?	4	100%
<b>Q16</b> Do you feel we are supporting your child's Social Skills and Behaviour?	4	100%
<b>Q18</b> Do you feel your child is well supported for School Readiness?	4	100%
<b>Q13</b> Do you feel we are supporting your child's Emotional Well-being?	4	100%
<b>Q3</b> Does it look like safety has been well considered?	4	100%
<b>Q22</b> Do you feel we work with you as partners in your child's care and education?	4	100%

## Q1 Are you happy with the service you receive?

Answered: 57 Skipped: 0



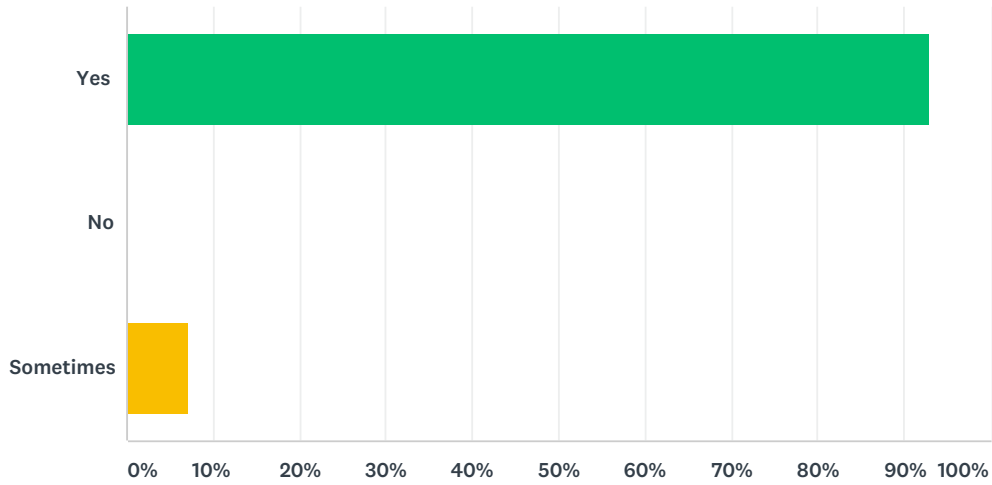
### QUIZ STATISTICS

Percent Correct 100%	Average Score 1.0/1.0 (100%)	Standard Deviation 0.00	Difficulty 4/24
-------------------------	---------------------------------	----------------------------	--------------------

ANSWER CHOICES	SCORE	RESPONSES	
✓ Yes	1/1	91.23%	52
✓ No	1/1	0.00%	0
✓ Sometimes	1/1	8.77%	5
<b>TOTAL</b>			<b>57</b>

## Q2 Do you find the nursery clean and well maintained?

Answered: 57 Skipped: 0



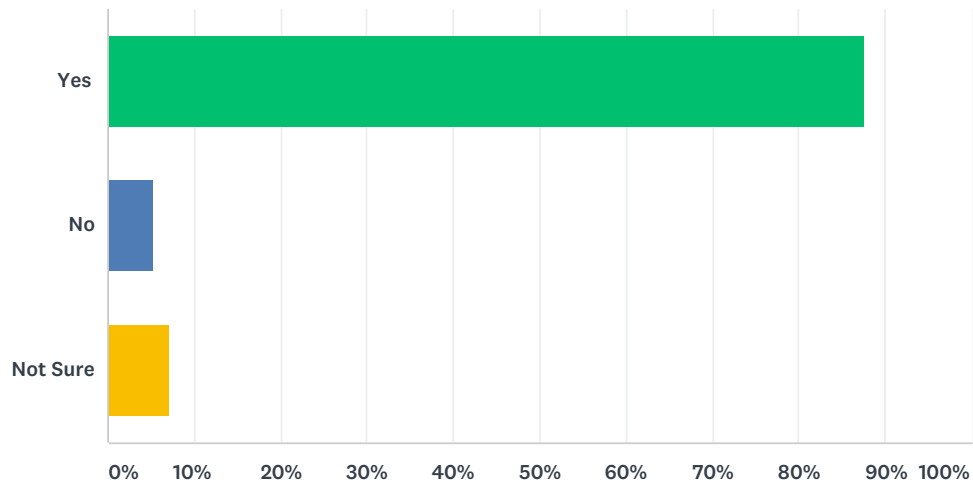
### QUIZ STATISTICS

Percent Correct 100%	Average Score 1.0/1.0 (100%)	Standard Deviation 0.00	Difficulty 4/24
-------------------------	---------------------------------	----------------------------	--------------------

ANSWER CHOICES	SCORE	RESPONSES	
✓ Yes	1/1	92.98%	53
✓ No	1/1	0.00%	0
✓ Sometimes	1/1	7.02%	4
<b>TOTAL</b>			<b>57</b>

### Q3 Does it look like safety has been well considered?

Answered: 57 Skipped: 0



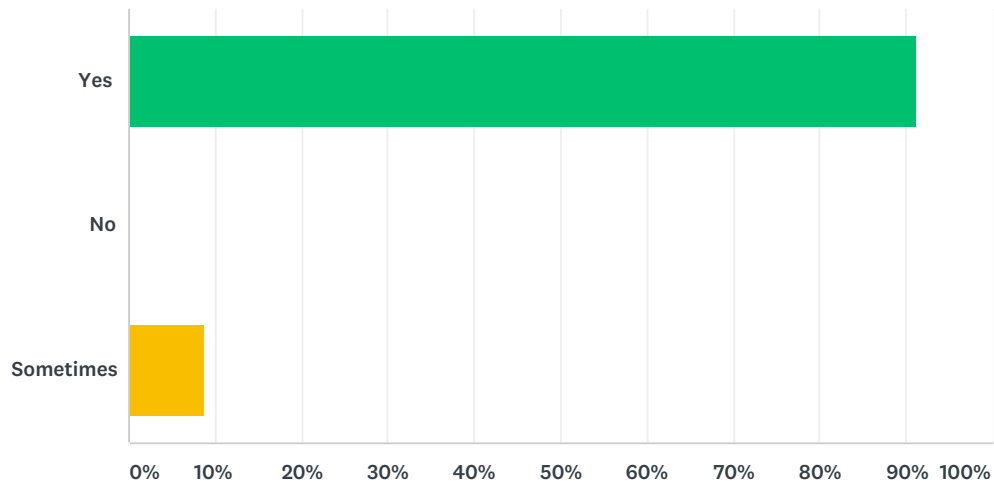
#### QUIZ STATISTICS

Percent Correct 100%	Average Score 1.0/1.0 (100%)	Standard Deviation 0.00	Difficulty 4/24
-------------------------	---------------------------------	----------------------------	--------------------

ANSWER CHOICES	SCORE	RESPONSES	
✓ Yes	1/1	87.72%	50
✓ No	1/1	5.26%	3
✓ Not Sure	1/1	7.02%	4
<b>TOTAL</b>			<b>57</b>

## Q4 Are the team welcoming to you and your child?

Answered: 57 Skipped: 0



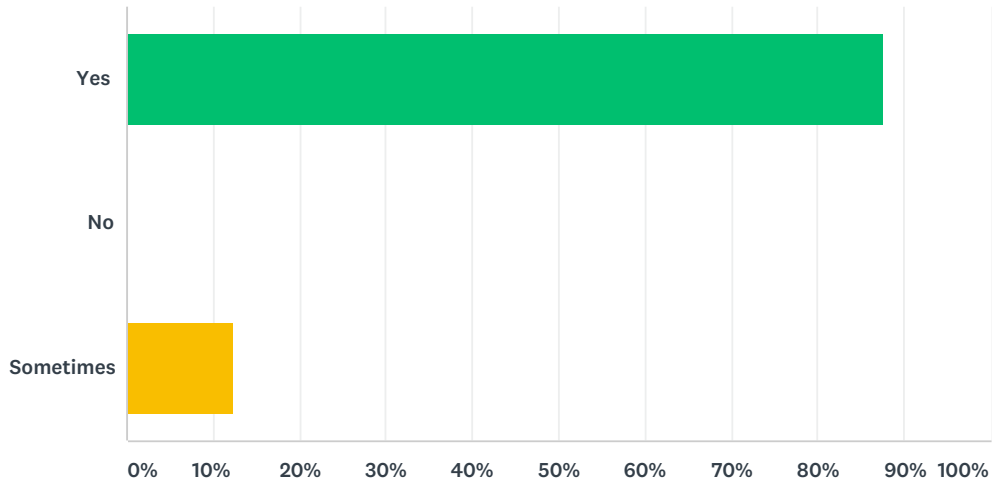
### QUIZ STATISTICS

Percent Correct 100%	Average Score 1.0/1.0 (100%)	Standard Deviation 0.00	Difficulty 4/24
-------------------------	---------------------------------	----------------------------	--------------------

ANSWER CHOICES	SCORE	RESPONSES	
✓ Yes	1/1	91.23%	52
✓ No	1/1	0.00%	0
✓ Sometimes	1/1	8.77%	5
<b>TOTAL</b>			<b>57</b>

## Q5 Do the team look calm and happy when you see them?

Answered: 57 Skipped: 0



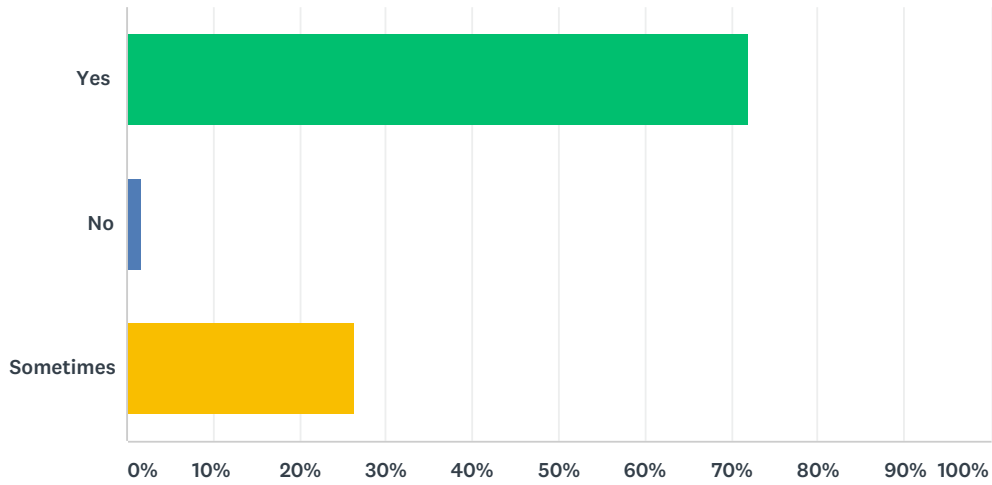
### QUIZ STATISTICS

Percent Correct 100%	Average Score 1.0/1.0 (100%)	Standard Deviation 0.00	Difficulty 4/24
-------------------------	---------------------------------	----------------------------	--------------------

ANSWER CHOICES	SCORE	RESPONSES	
✓ Yes	1/1	87.72%	50
✓ No	1/1	0.00%	0
✓ Sometimes	1/1	12.28%	7
<b>TOTAL</b>			<b>57</b>

## Q6 Are the team down on the children's level getting stuck in and having conversations when you come in?

Answered: 57 Skipped: 0



### QUIZ STATISTICS

Percent Correct  
100%

Average Score  
1.0/1.0 (100%)

Standard Deviation  
0.00

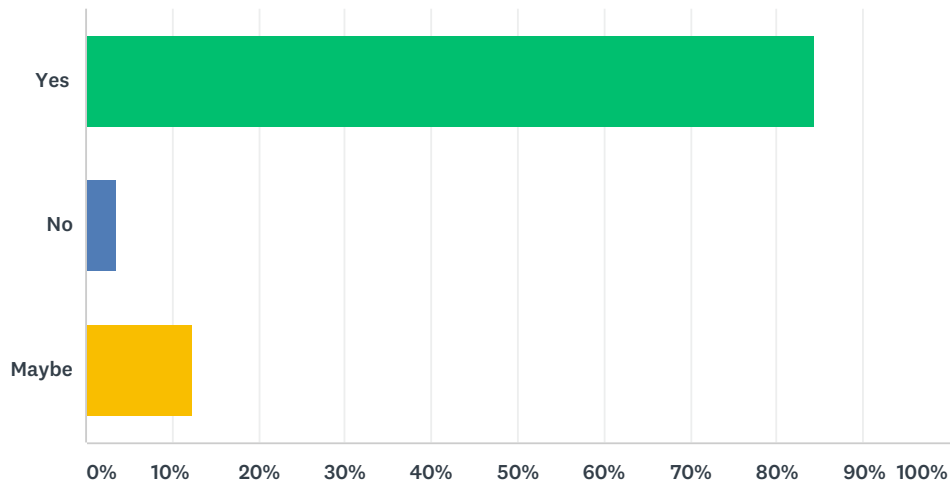
Difficulty  
4/24

ANSWER CHOICES	SCORE	RESPONSES	
✓ Yes	1/1	71.93%	41
✓ No	1/1	1.75%	1
✓ Sometimes	1/1	26.32%	15
<b>TOTAL</b>			<b>57</b>



## Q7 Are you able or would you go to staff for help and support?

Answered: 57 Skipped: 0



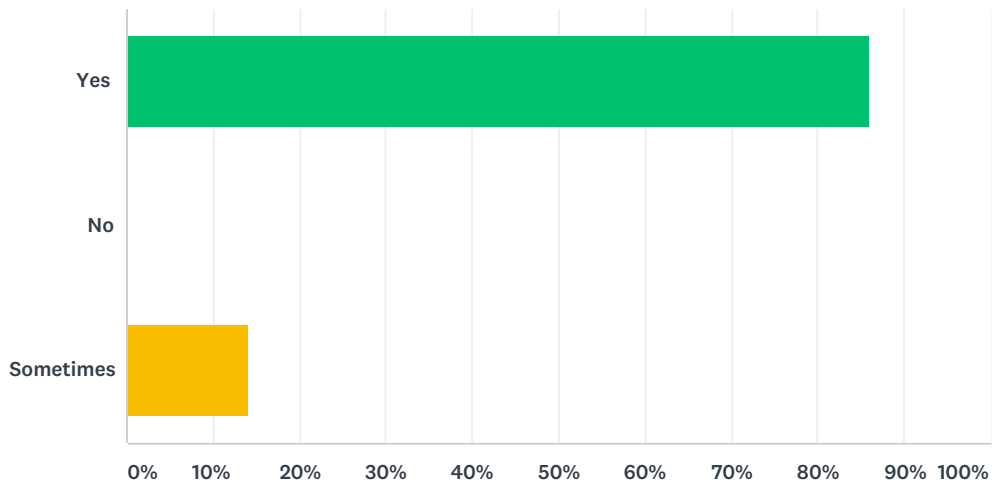
### QUIZ STATISTICS

Percent Correct 100%	Average Score 1.0/1.0 (100%)	Standard Deviation 0.00	Difficulty 4/24
-------------------------	---------------------------------	----------------------------	--------------------

ANSWER CHOICES	SCORE	RESPONSES	
✓ Yes	1/1	84.21%	48
✓ No	1/1	3.51%	2
✓ Maybe	1/1	12.28%	7
<b>TOTAL</b>			<b>57</b>

## Q8 Does the attitude of the staff and general ambience around the nursery meet your expectations?

Answered: 57 Skipped: 0



### QUIZ STATISTICS

Percent Correct  
100%

Average Score  
1.0/1.0 (100%)

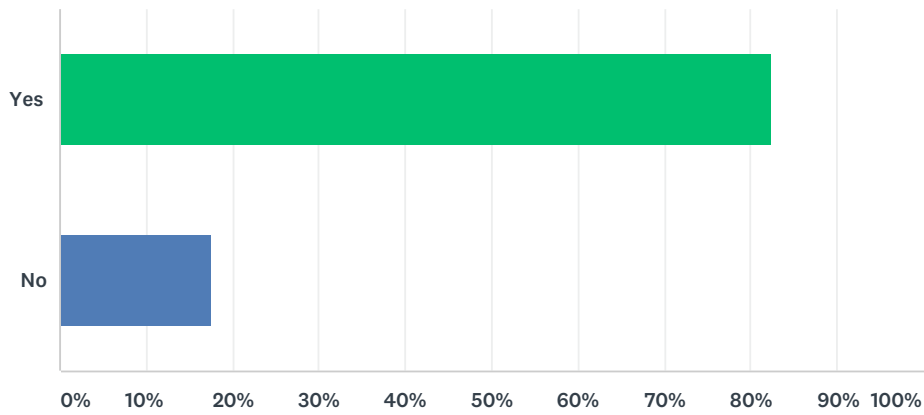
Standard Deviation  
0.00

Difficulty  
4/24

ANSWER CHOICES	SCORE	RESPONSES	
✓ Yes	1/1	85.96%	49
✓ No	1/1	0.00%	0
✓ Sometimes	1/1	14.04%	8
<b>TOTAL</b>			<b>57</b>

## Q9 Do you feel you are given enough information about your child's progress?

Answered: 57 Skipped: 0



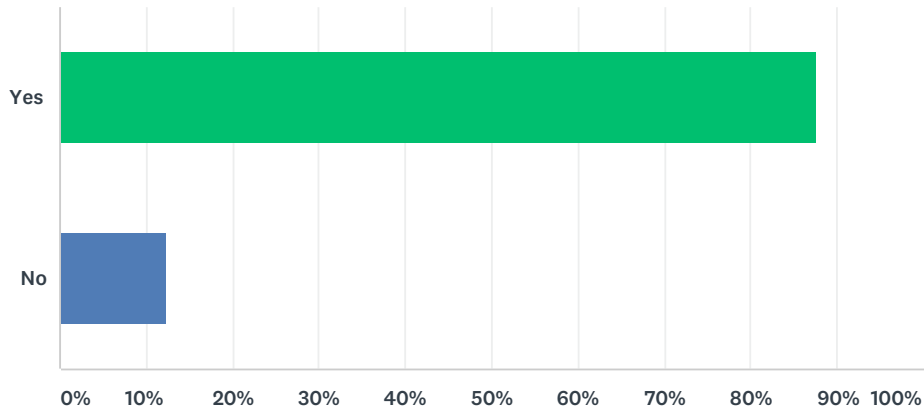
### QUIZ STATISTICS

Percent Correct 100%	Average Score 1.0/1.0 (100%)	Standard Deviation 0.00	Difficulty 4/24
-------------------------	---------------------------------	----------------------------	--------------------

ANSWER CHOICES	SCORE	RESPONSES	
✓ Yes	1/1	82.46%	47
✓ No	1/1	17.54%	10
<b>TOTAL</b>			<b>57</b>

### Q10 Do you feel that communication between the nursery and home keeps you adequately informed on your child's interests?

Answered: 57 Skipped: 0



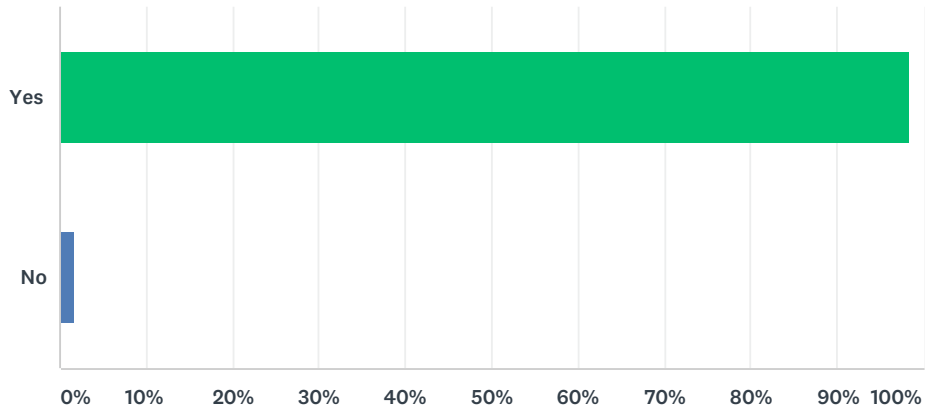
#### QUIZ STATISTICS

Percent Correct 100%	Average Score 1.0/1.0 (100%)	Standard Deviation 0.00	Difficulty 4/24
-------------------------	---------------------------------	----------------------------	--------------------

ANSWER CHOICES	SCORE	RESPONSES	
✓ Yes	1/1	87.72%	50
✓ No	1/1	12.28%	7
<b>TOTAL</b>			<b>57</b>

## Q11 Do you feel well informed about nursery events?

Answered: 57 Skipped: 0



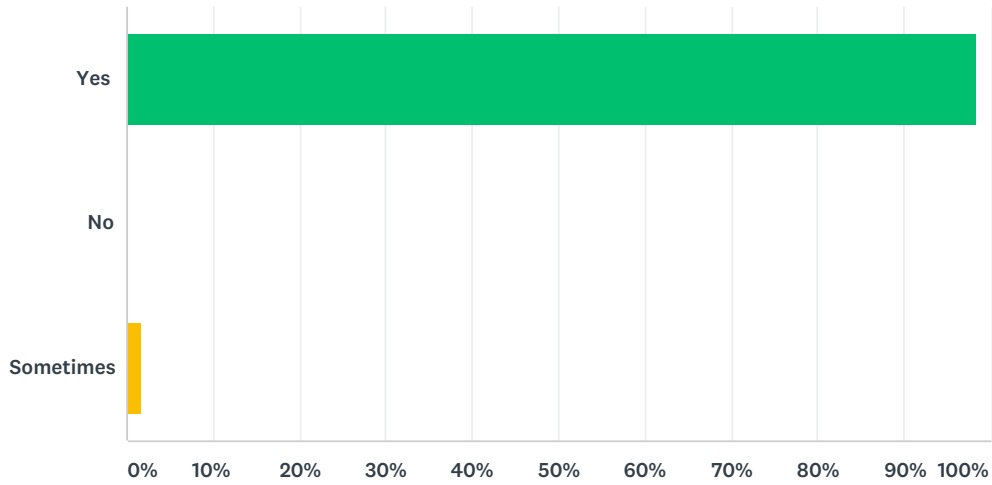
### QUIZ STATISTICS

Percent Correct 100%	Average Score 1.0/1.0 (100%)	Standard Deviation 0.00	Difficulty 4/24
-------------------------	---------------------------------	----------------------------	--------------------

ANSWER CHOICES	SCORE	RESPONSES	
✓ Yes	1/1	98.25%	56
✓ No	1/1	1.75%	1
<b>TOTAL</b>			<b>57</b>

## Q12 Do you receive our newsletters and updates?

Answered: 57 Skipped: 0



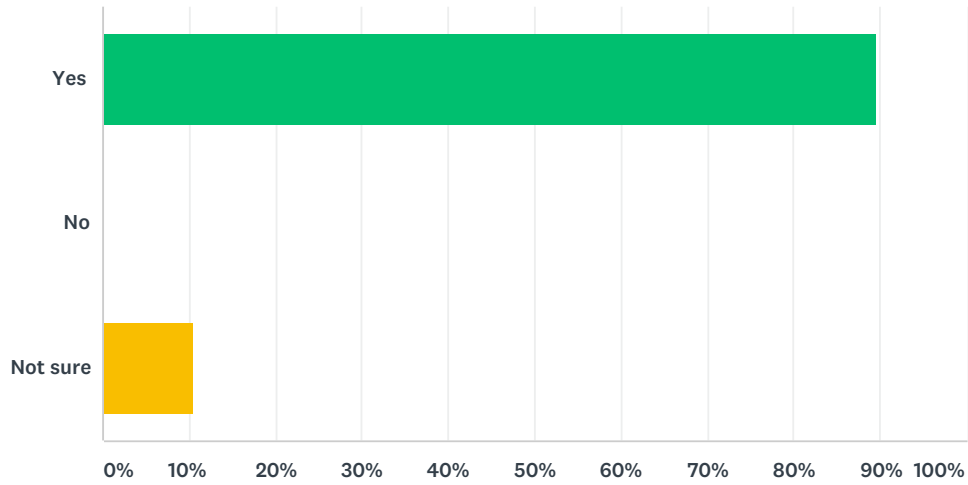
### QUIZ STATISTICS

Percent Correct 100%	Average Score 1.0/1.0 (100%)	Standard Deviation 0.00	Difficulty 4/24
-------------------------	---------------------------------	----------------------------	--------------------

ANSWER CHOICES	SCORE	RESPONSES	
✓ Yes	1/1	98.25%	56
✓ No	1/1	0.00%	0
✓ Sometimes	1/1	1.75%	1
<b>TOTAL</b>			<b>57</b>

### Q13 Do you feel we are supporting your child's Emotional Well-being?

Answered: 57 Skipped: 0



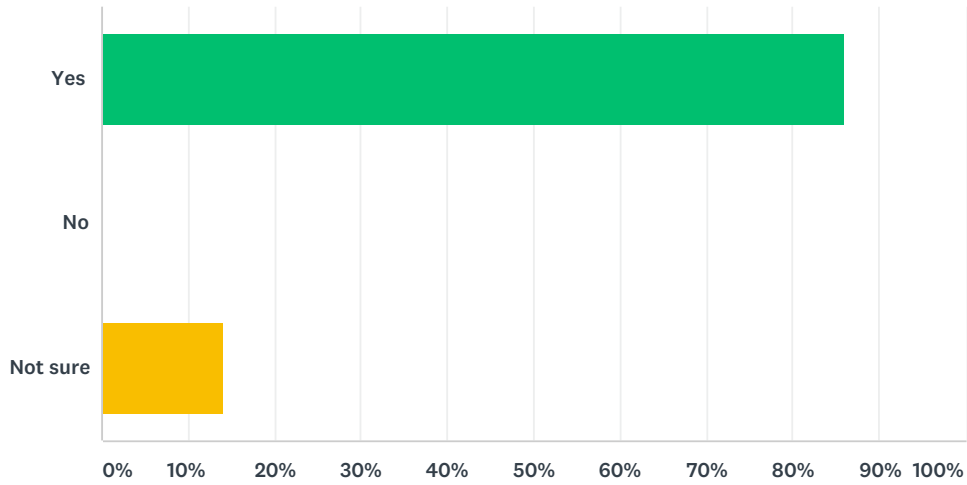
#### QUIZ STATISTICS

Percent Correct 100%	Average Score 1.0/1.0 (100%)	Standard Deviation 0.00	Difficulty 4/24
-------------------------	---------------------------------	----------------------------	--------------------

ANSWER CHOICES	SCORE	RESPONSES	
✓ Yes	1/1	89.47%	51
✓ No	1/1	0.00%	0
✓ Not sure	1/1	10.53%	6
<b>TOTAL</b>			<b>57</b>

## Q14 Do you feel we are supporting your child's Health?

Answered: 57 Skipped: 0



### QUIZ STATISTICS

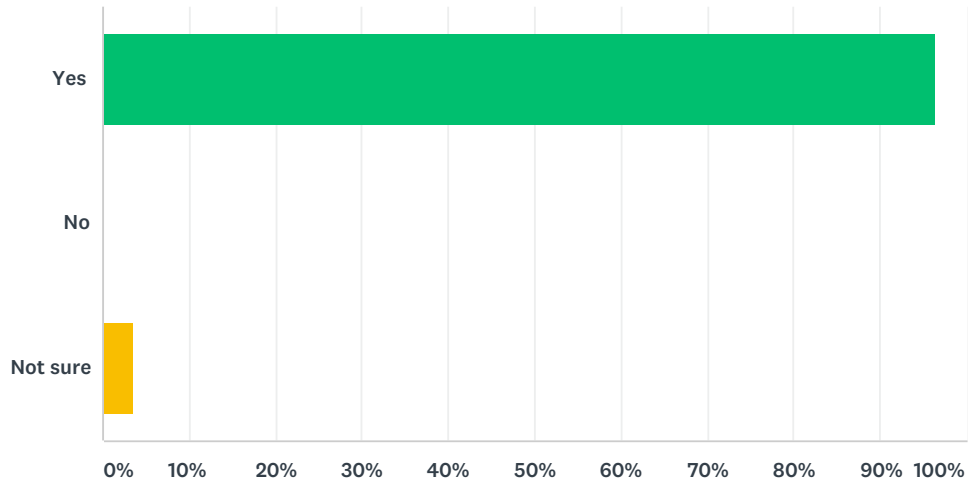
Percent Correct 86%	Average Score 0.9/1.0 (86%)	Standard Deviation 0.35	Difficulty 3/24
------------------------	--------------------------------	----------------------------	--------------------

ANSWER CHOICES	SCORE	RESPONSES	
✓ Yes	1/1	85.96%	49
✓ No	1/1	0.00%	0
Not sure	0/1	14.04%	8
<b>TOTAL</b>			<b>57</b>



## Q15 Do you feel we are supporting your child's Communication Skills?

Answered: 57 Skipped: 0



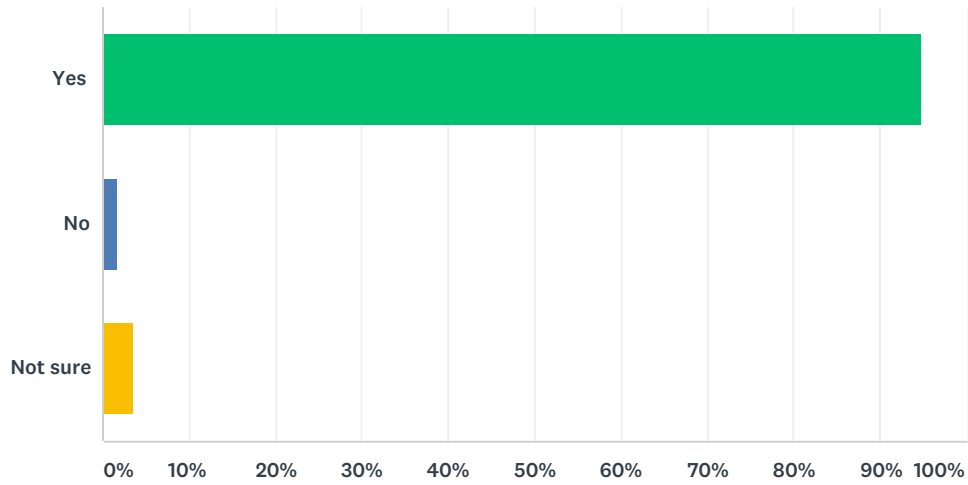
### QUIZ STATISTICS

Percent Correct 100%	Average Score 1.0/1.0 (100%)	Standard Deviation 0.00	Difficulty 4/24
-------------------------	---------------------------------	----------------------------	--------------------

ANSWER CHOICES	SCORE	RESPONSES	
✓ Yes	1/1	96.49%	55
✓ No	1/1	0.00%	0
✓ Not sure	1/1	3.51%	2
<b>TOTAL</b>			<b>57</b>

## Q16 Do you feel we are supporting your child's Social Skills and Behaviour?

Answered: 57 Skipped: 0



### QUIZ STATISTICS

Percent Correct  
100%

Average Score  
1.0/1.0 (100%)

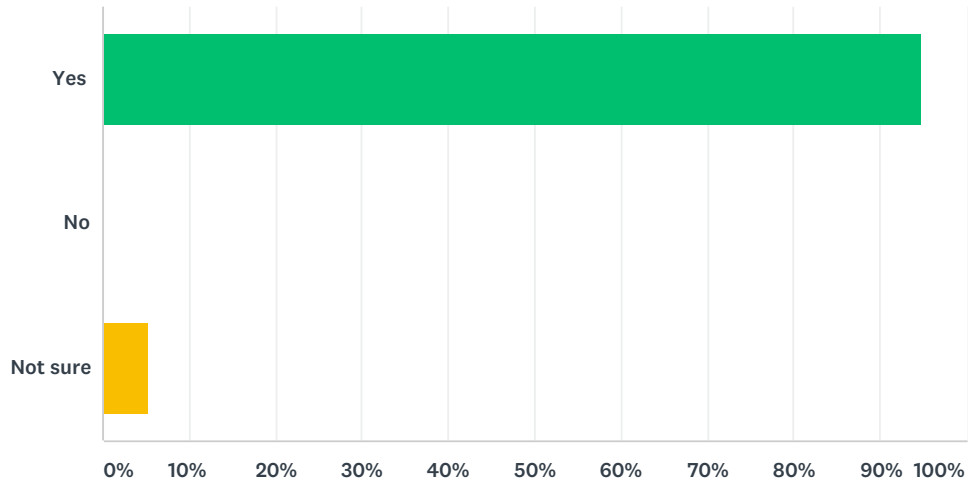
Standard Deviation  
0.00

Difficulty  
4/24

ANSWER CHOICES	SCORE	RESPONSES	
✓ Yes	1/1	94.74%	54
✓ No	1/1	1.75%	1
✓ Not sure	1/1	3.51%	2
<b>TOTAL</b>			<b>57</b>

## Q17 Do you feel we are supporting your child's Physical Development?

Answered: 57 Skipped: 0



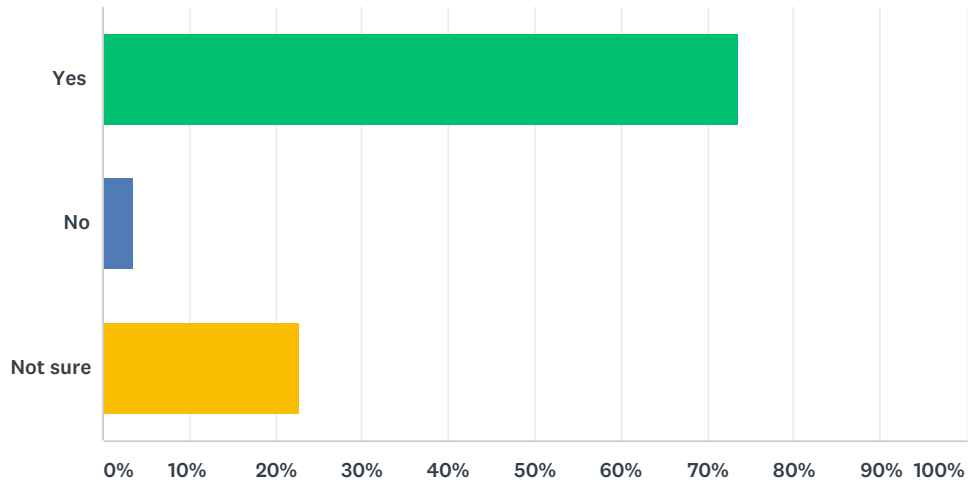
### QUIZ STATISTICS

Percent Correct 100%	Average Score 1.0/1.0 (100%)	Standard Deviation 0.00	Difficulty 4/24
-------------------------	---------------------------------	----------------------------	--------------------

ANSWER CHOICES	SCORE	RESPONSES	
✓ Yes	1/1	94.74%	54
✓ No	1/1	0.00%	0
✓ Not sure	1/1	5.26%	3
<b>TOTAL</b>			<b>57</b>

## Q18 Do you feel your child is well supported for School Readiness?

Answered: 57 Skipped: 0



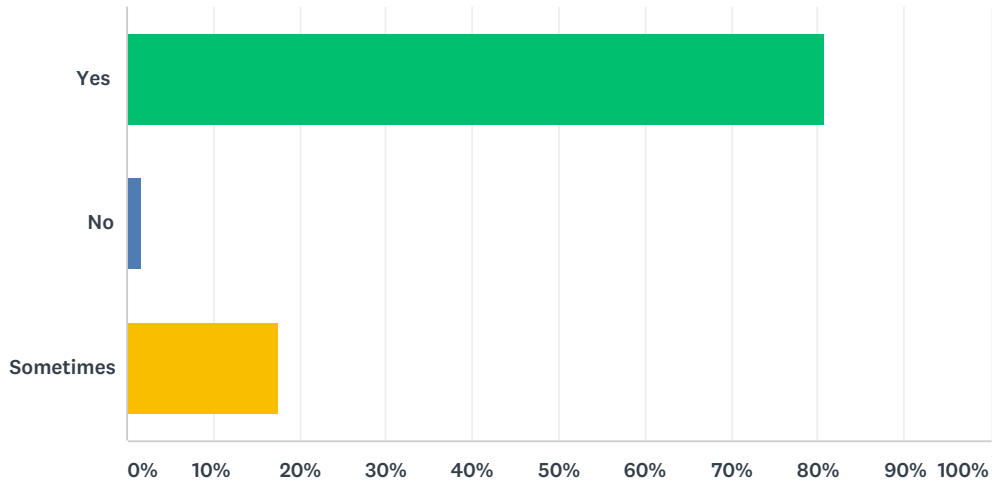
### QUIZ STATISTICS

Percent Correct 100%	Average Score 1.0/1.0 (100%)	Standard Deviation 0.00	Difficulty 4/24
-------------------------	---------------------------------	----------------------------	--------------------

ANSWER CHOICES	SCORE	RESPONSES	
✓ Yes	1/1	73.68%	42
✓ No	1/1	3.51%	2
✓ Not sure	1/1	22.81%	13
<b>TOTAL</b>			<b>57</b>

## Q19 Do you feel we support your child's individual needs and interests?

Answered: 57 Skipped: 0



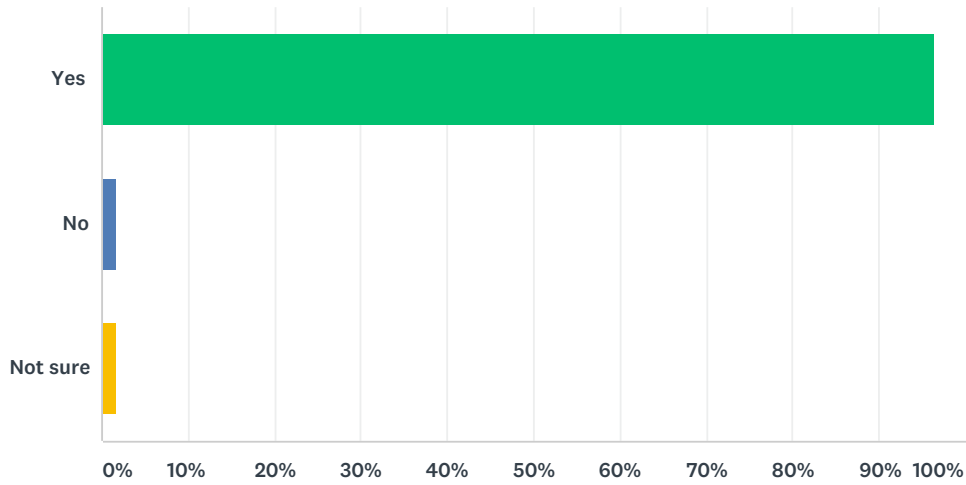
### QUIZ STATISTICS

Percent Correct 100%	Average Score 1.0/1.0 (100%)	Standard Deviation 0.00	Difficulty 4/24
-------------------------	---------------------------------	----------------------------	--------------------

ANSWER CHOICES	SCORE	RESPONSES	
✓ Yes	1/1	80.70%	46
✓ No	1/1	1.75%	1
✓ Sometimes	1/1	17.54%	10
<b>TOTAL</b>			<b>57</b>

## Q20 Are you happy with the resources and toys that the children have access to?

Answered: 57 Skipped: 0



### QUIZ STATISTICS

Percent Correct  
100%

Average Score  
1.0/1.0 (100%)

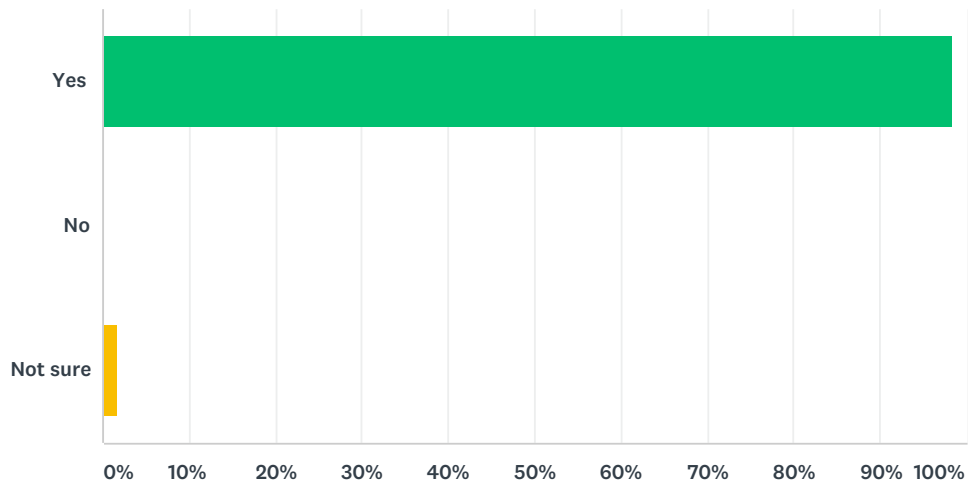
Standard Deviation  
0.00

Difficulty  
4/24

ANSWER CHOICES	SCORE	RESPONSES	
✓ Yes	1/1	96.49%	55
✓ No	1/1	1.75%	1
✓ Not sure	1/1	1.75%	1
<b>TOTAL</b>			<b>57</b>

## Q21 Are you happy with the learning environment and the activities and interactions we provide?

Answered: 57 Skipped: 0



### QUIZ STATISTICS

Percent Correct  
100%

Average Score  
1.0/1.0 (100%)

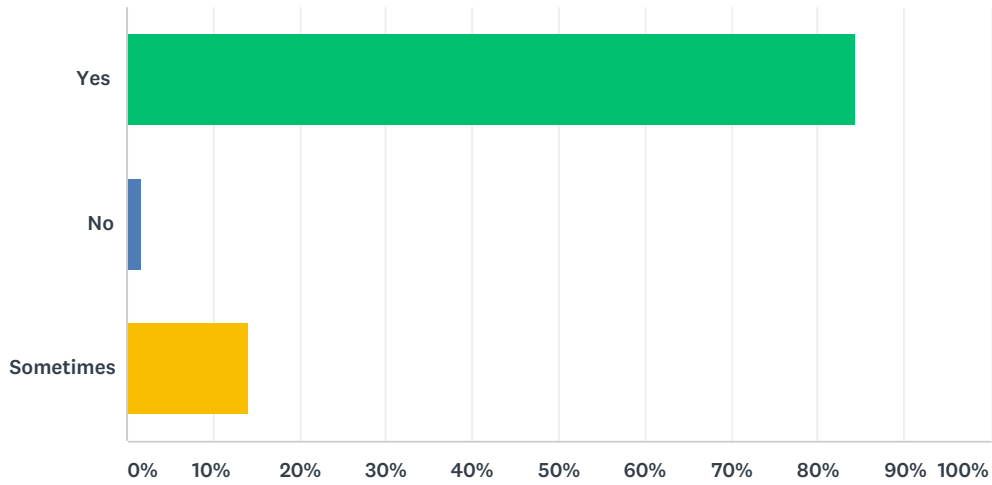
Standard Deviation  
0.00

Difficulty  
4/24

ANSWER CHOICES	SCORE	RESPONSES	
✓ Yes	1/1	98.25%	56
✓ No	1/1	0.00%	0
✓ Not sure	1/1	1.75%	1
<b>TOTAL</b>			<b>57</b>

## Q22 Do you feel we work with you as partners in your child's care and education?

Answered: 57 Skipped: 0



### QUIZ STATISTICS

Percent Correct  
100%

Average Score  
1.0/1.0 (100%)

Standard Deviation  
0.00

Difficulty  
4/24

ANSWER CHOICES	SCORE	RESPONSES	
✓ Yes	1/1	84.21%	48
✓ No	1/1	1.75%	1
✓ Sometimes	1/1	14.04%	8
<b>TOTAL</b>			<b>57</b>

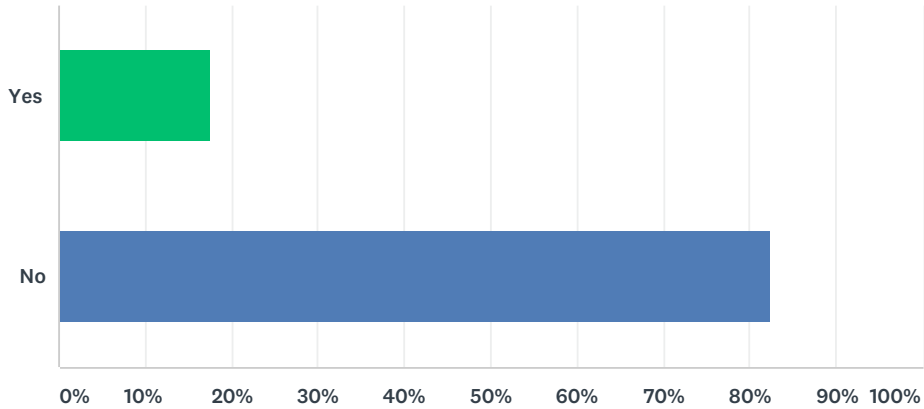


## Q23 Is there anything you feel we could improve doing at Toad Hall?

Answered: 30 Skipped: 27

**Q24 Would you like to join our Parent Partnership group? (we all meet once a term in the evening to share ideas, arrange events, discuss child care policy and practice)**

Answered: 57 Skipped: 0



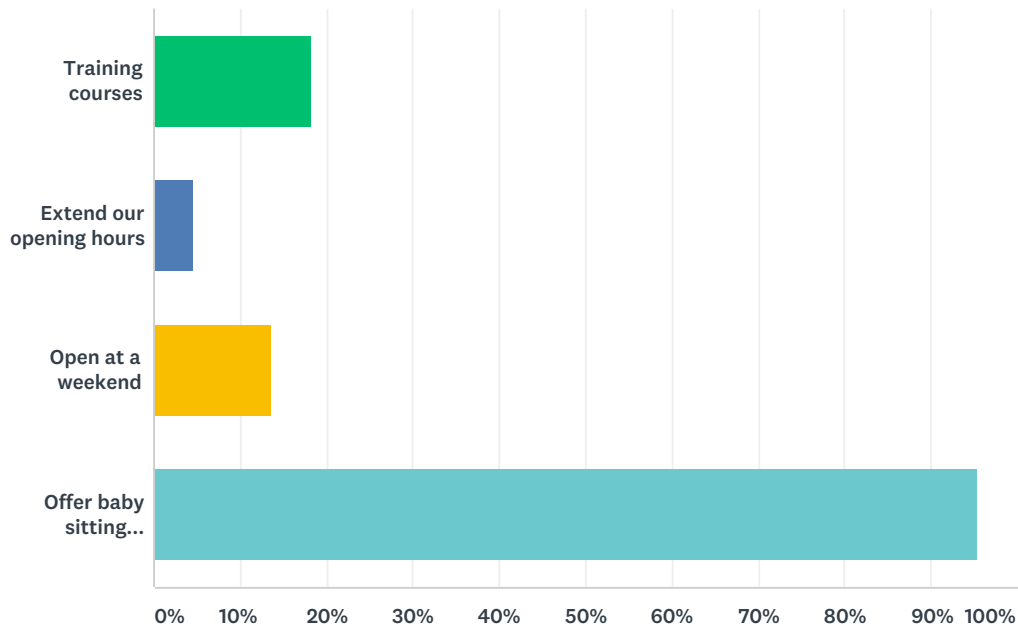
**QUIZ STATISTICS**

Percent Correct 0%	Average Score 1.0/2.0 (50%)	Standard Deviation 0.00	Difficulty 2/24
-----------------------	--------------------------------	----------------------------	--------------------

ANSWER CHOICES	SCORE	RESPONSES	
✓ Yes	1/2	17.54%	10
✓ No	1/2	82.46%	47
<b>Total Respondents: 57</b>			

## Q25 Is there anything else we could offer you?

Answered: 22 Skipped: 35



### QUIZ STATISTICS

Percent Correct 0%	Average Score 1.3/4.0 (33%)	Standard Deviation 0.57	Difficulty 1/24
-----------------------	--------------------------------	----------------------------	--------------------

ANSWER CHOICES	SCORE	RESPONSES
✓ Training courses	1/4	18.18% 4
✓ Extend our opening hours	1/4	4.55% 1
✓ Open at a weekend	1/4	13.64% 3
✓ Offer baby sitting services	1/4	95.45% 21
<b>Total Respondents: 22</b>		